



babco

OVER 25 YEARS IN BUSINESS!

HEAVY-DUTY EDITION

PANTOGRAPH LIFTS
UP TO 99,000 LB
CAPACITY

See
Page 11



**TIRE CHANGERS FOR FARM, FORESTRY, MINING,
EARTHMOVING AND TRUCK**



See
Page 14



**HEAVY DUTY
TRUCK/BUS
FRAME MACHINE
RACKS**

See
Page 16



INCLUDES FREE SHIPPING TO ~~MANY~~ *most* LOCATIONS

TWO-POST LIFTS



12,000 LB CAPACITY FLOOR PLATE LIFTS

An open-top model, the XPR-12FDL makes unobstructed floor-to-ceiling applications a breeze. Fits in shops with 13' ceilings and higher.

XPR-12FDL
12,000 LB CAPACITY

\$6,425 REG ~~\$7,780~~

LEASE FOR **\$148** PER MO.

***Floor Plate
Models***



Shown with
WSA100

**Free
Shipping**
to ~~many~~ *most* locations!

THE US EXCHANGE RATE CONSTANTLY AFFECTS OUR PRICING.
CHECK BABCO.CA OR CALL 800-661-5313 TO GET CURRENT PRICING.



12,000 - 18,000 LB CAPACITY CLEARFLOOR LIFTS

See
Accessories
Page 7



TWO-POST LIFTS

XPR-12CL
12,000 LB CAPACITY

\$6,675 REG ~~\$7,665~~

LEASE FOR **\$154** PER MO.

XPR-15CL
15,000 LB CAPACITY

\$11,470 REG ~~\$12,710~~

LEASE FOR **\$261** PER MO.

XPR-18CL
18,000 LB CAPACITY


\$13,304 REG ~~\$15,960~~

LEASE FOR **\$305** PER MO.

Surrey, BC | Mississauga, ON

babco


INCLUDES FREE SHIPPING TO ~~MANY~~ *most* LOCATIONS



**COMPARE
LEFT VS RIGHT!**

**Which 2-post
would YOU want?***

Answer: Left - BendPak; Right - Rotary



Lift Arm Top Plate Thickness



Carriage / Pin Hole



The above pictures compare our XPR-10ACX VS our biggest competitor.
BENDPAK BUILDS THE SAME QUALITY INTO ALL ITS LIFTS!

Quality Assurance for Heavy-Duty Lifting

When you buy BendPak, you can expect a significant boost in performance and lift operation life expectancy because your lift is built to be the last one you ever purchase. No one surpasses us in quality and safety. That's why when you get one of our lifts, you get more than just a great product. You get peace of mind. That's the benefit of owning a BendPak.

Optional Column Extension

BendPak can increase your overhead clearance to maximize the number vehicle types you can service in this weight class.

High-Speed Hydraulics

Free-flow, high-pressure 3/8" hydraulic lines, a highflow pump and integrated AC power-unit increase ascent and descent speeds for enhanced productivity.

Extended Height

The safe and rugged XPR-series two-post lift features extended height columns for added overhead clearance.

**Comparison is for the BendPak XPR-10ACX vs the Rotary SPOA10.
 Design features and specs are subject to change.
 Please consult factories for updates.*

THE US EXCHANGE RATE CONSTANTLY AFFECTS OUR PRICING.
CHECK BABCO.CA OR CALL 800-661-5313 TO GET CURRENT PRICING.



HDS SERIES 18,000 - 40,000 LB CAPACITY HEAVY DUTY LIFTS

See
Accessories
Page 7



FOUR-POST LIFTS

HDS-18E
18,000 LB CAPACITY

\$16,200 REG ~~\$18,145~~

LEASE FOR **\$369** PER MO.

HDS-27X
27,000 LB CAPACITY/EXTENDED

\$21,500 REG ~~\$23,440~~

LEASE FOR **\$467** PER MO.

Free Shipping
to many locations!
most

HDS-27
27,000 LB CAPACITY

\$18,995 REG ~~\$21,305~~

LEASE FOR **\$432** PER MO.

ONLY 2 LEFT AT
THIS PRICE!

HDS-35X
35,000 LB CAPACITY/EXTENDED

\$25,170 REG ~~\$29,760~~

LEASE FOR **\$547** PER MO.

HDS-40X
40,000 LB CAPACITY/EXTENDED

\$31,600 REG ~~\$36,125~~

LEASE FOR **\$824** PER MO.

Surrey, BC | Mississauga, ON

babco

FOUR-POST LIFT GUIDE

Dual-Hub Cable Sheaves

Dual-hub cable sheaves are used by the top brands. However, size matters. On their 14,000 lb models, BendPak uses huge 10-1/2" diameter cable sheaves (12" on heavyweights) within the runway and cross tubes, combined with massive 2-1/4" diameter sheave pin (4" on heavyweights). Compare this to other brands 9-1/4" - 9-1/2" diameter sheaves are pretty standard and the sheave pins tend to be much smaller than BendPak's. The extra diameter improves cable wear and critical component lifespan, meaning you'll spend less money in service related expenses down the road.

Heavy-Duty Aircraft Cable

BendPak's 14,000 lb capacity models have 1/2" diameter 6 x 25 stainless-steel lifting cables that have a breaking strength of over 14,000 pounds each. This aircraft-quality cable was specifically designed for lifting applications and provides a great balance between abrasion resistance and fatigue. Most top brands will have similar 1/2" cable.

Built-in Lubrication

On BendPak lifts, grease fittings are located on every sheave and sheave axle to help keep these critical parts well lubricated and to simplify periodic maintenance. Some ALI/ETL lift brands do not offer this feature, which can lead to excessive wear on the sheaves/pins and replacement cost. In these cases, greasing requires loosening/removing of cables and removing sheaves/pins.

Adjustable Ramp

Most brands runways are fixed in a single position. Some brands, including BendPak, have a runway that is adjustable which allows for handling vehicles with a greater range of axle width.



Lift Safety Standard

Most of our lifts are third party tested by ETL and certified by ALI to meet or exceed strict ANSI standards such as 1.5 times rated capacity load test, engagement lock test, cable cut and deformation tests. Be sure the lift you buy has the gold ALI/ETL label that assures your lift has been tested to meet these standards.



Warranty

So now you are aware of some of the design and quality differences to look for in choosing your lift. As a final consideration, let's look at the warranty coverage.

Component	BendPak	Rotary	Challenger	Forward
Structure	60 month	60 month*	24 month	60 month
Hydraulics	24 month	12 month**	24 month***	18 month
Power Unit	24 month	12 month**	24 month***	18 month
Wear & Tear	12 month**	12 month**	12 month	12 month
Shipping	12 month	12 month	12 month	18 month
Labor	12 month	12 month	12 month	6 month

* up to 30,000 lb capacity models only. Over 30,000 lb models have only 12 month warranty.

** increases to 24 months if installed by an Authorized Installer (excluding Rotary lifts over 30,000 lb capacity which are limited to 12 months)

*** certain models are limited to 12 months

Also, please be aware that all comparisons to other brands, and other representations such as warranties, etc. are accurate to the best of our ability but are subject to change. They are intended as a guide and please consult directly with manufacturer's websites for the most current information.

VEHICLE LIFT ACCESSORIES *Get the Most out of your lift with these Accessories!*

SLIDING BRIDGE JACKS 4-POST LIFTS

These optional sliding bridge jacks offer the ultimate in jacking speed and convenience.

Exclusive telescoping slide design. Perfect for wheel and suspension work. Stackable pad adapters and axle support plates.

MODEL	RBJ9000	RBJ15000	RBJ18000	RBJ25000
Fits Lift	HDS18/27	HDS27/35	HDS35/40	HDS40
Capacity	9,000 lbs	15,000 lbs	18,000 lbs	25,000 lbs
	\$2,795	\$4,590	\$6,515	\$7,165
LEASE FROM	\$72 per mo.	\$118 per mo.	\$150 per mo.	\$165 per mo.



DP30
18 US GALLON ROLLING OIL
DRAIN FOR RUNWAY LIFTS



WSA100
AIR ELECTRIC
WORK STATION

- Four 110V GFI outlets
- Air supply
- Pressure gauge

AIR LINE KIT FOR SLIDING BRIDGE JACKS

If you have Sliding Bridge Jacks you need the air line kit! This air line hose kit is specifically designed to work with the BendPak Sliding Bridge Jacks. It is by far the best way to utilize the bridge jacks, making the operation of the jacks a simple and easy process.



BP5174009 / HD9 & HD14

BP5174010 / HDS18, HDS27 & HDS35

COOL BOSS

\$1,695

LEASE FOR
\$51 PER MO.

**Cool Boss Evaporative
(Swamp) Cooler**

Cools 2,000 sq. ft. for about \$1/day!

LEARN MORE AT BABCO.CA



BendPak
PROVIDING AUTOMOTIVE SERVICE SOLUTIONS

INCLUDES FREE SHIPPING TO ~~MANY~~ *most* LOCATIONS

MOBILE COLUMN



PCL-18B-4 PORTABLE COLUMN LIFT 72,000 LB CAPACITY

Can be configured in sets of 4 or 6 or 8

(SET OF 4)

\$33,470

LEASE FOR **\$872** PER MO.

The 72,000-pound capacity PCL-18 portable column lift systems feature adjustable multi-width wheel forks with locking pins accommodate the widest range of wheels eliminating the need for specialty wheel adapters.

- Column Capacity - 18,000 lbs.
- Total System Capacity - 72,000 lbs.
- Lifting Height - 71.5"

**Free
Shipping**
to ~~many~~ *most* locations!



THE US EXCHANGE RATE CONSTANTLY AFFECTS OUR PRICING.
CHECK BABCO.CA OR CALL 800-661-5313 TO GET CURRENT PRICING.

MAHLE

Driven by performance

WIRELESS MOBILE COLUMN LIFT SYSTEM

The patented Gray Wireless Portable Lift System improves a shop's safety, productivity and flexibility. The wireless lift system family will lift a wide variety of vehicles allowing technicians to safely and efficiently complete preventative maintenance tasks to major component repair.

- Column Capacity - 14,000 and 19,000 lb options
- Lifting Height - 69"

CML-7 (SET OF 4)
56,000 LB CAPACITY

\$44,300

LEASE FOR **\$1,154** PER MO.

CML-9 (SET OF 4)
76,000 LB CAPACITY

\$54,300

LEASE FOR **\$1,424** PER MO.

Sold in sets of 2, 4, 6 or 8 allowing users a
capacity range of 26,500 to 148,000 lbs



**Free
Shipping**
to many locations!
most

Manufactured by



MOBILE COLUMN

Surrey, BC | Mississauga, ON

babco

INCLUDES FREE SHIPPING TO ~~MANY~~ *most* LOCATIONS

MOBILE COLUMN

**MCO
MOBILE COLUMNS
76,000 LB CAPACITY**

(SET OF 4)

\$45,995

LEASE FOR **\$1,199** PER MO.

Sold in sets of 2, 4, 6, 8 or
10 allowing users a
capacity range of 38,000
to 190,000 lbs



OMER's state-of-the-art MCO MOBILE COLUMN lifts allow you to safely and efficiently lift any vehicle anywhere. The battery/wired MCO MOBILE COLUMN lifts are uniquely designed to facilitate mobility. The lifts modular design includes wheelbases and assisted steering handles to provide greater maneuverability. The MCO MOBILE COLUMNS are battery operated. The MCO MOBILE COLUMN lifts can be used as a single unit, in pairs or as sets of up to 10 units.

- Capacity: 19,000 lbs
- Tire Sizes: 6 in. to 53.1 in
- Lift Cycles Per Charge: 25
- Raised Height: 69 in

**Free
Shipping**
to ~~many locations!~~
most

PANTOGRAPH LIFTS UP TO 99,000 LB CAPACITY

OMER's unique pantograph heavy-duty OMER's KAR Lifts are available in ten models and are suitable for lifting the widest range of commercial vehicles. OMER's KAR Lifts are available in surface, recessed floor or flush-mounted installations. OMER's KAR Lifts also include a huge variety of accessories making the lifts customizable for unique jobs. Available in Wash Bay, Alignment and Explosion-Proof Area version.

- Capacities: 31,000 lbs. to 99,000 lbs
- Length: 20 ft. to 48 ft
- Collapsed Height: 2 in. to 15.2 in
- Raised Height: 79 in. to 82.6 in



HEAVY-DUTY LIFTS

Call for Pricing

PARALLELOGRAM LIFTS UP TO 120,000 LB CAPACITY

OMER's VEGA lifts are parallelogram style lifts that provide quick and safe access while providing the lift capacity of a wide range of heavy-duty commercial vehicles. OMER's VEGA lifts can be installed as surface-mounted or full flush mount.

- Capacities: 50,000 lbs. to 120,000 lbs
- Length: 26 ft. to 50 ft
- Collapsed Height: 2 in
- Raised Height: 73 in



Call for Pricing

MAHLE

Driven by performance

Wheel Lifts

With three capacity options, lift one end of a wide array of vehicles including fire or refuse trucks, heavy recreational vehicles or motor coaches, without the need for additional support strands. A wide, spring loaded base provides a stable platform for secure lifting.

ALL FEATURE:

- Built-in vehicle support stand feature allows complete open access under the vehicle
- Small Wheel adapters
- Dual trigger control valve allows synchronized raising and powering of vehicle

Manufactured by



ShopPRO®



Feature Comparison	CWL-10	CWL-15	CWL-20
Capacity Per Set	20,000 lb.	30,000 lb.	40,000 lb.
Maximum Lift Height	24 in.	24 in.	30 in.
Power	Shop Air	Shop Air	Shop Air
Required Air Pressure	160 psi	160 psi	160 psi
Minimum Wheel Dia. (w/ Adapters)	16 in.	16 in.	14 in.
Minimum Wheel Dia. (w/o Adapters)	19.5 in.	19.5 in.	21 in.
Maximum Wheel Dia.	24.5 in.	24.5 in.	24.5 in.
	\$8,100/pair	\$9,800/pair	\$15,200/pair
LEASE FROM	\$187/mo	\$226/mo	\$346/mo



GTL2.120H 2D TRUCK BALANCER

\$9,550

LEASE FOR **\$220** PER MO.

Features:

- Balancing software for trucks, cars, and light trucks
- Vivid graphics on flat panel display
- Automatic data entry of distance and diameter (2D)
- Integrated pneumatic lift
- Hidden weight feature

Free Shipping
to many locations!
most



Ask About



TRUCK WHEEL BALANCERS

GTL4.140RC 2D TRUCK BALANCER

\$11,250

LEASE FOR **\$256** PER MO.

Features:

- Premium balancing software for trucks, cars, and light trucks
- Vivid graphics on flat panel display
- Integrated pneumatic lift
- Auto stop on top feature
- Automatic data entry of distance and diameter (2D)
- Runout measurement of the rim
- Optional - add 3D (automatic capture of rim width)
- Optional - add Sonar Runout measurement of the tire (eccentricity)
- Optional - pneumatic locking of rim onto shaft (standard is manual wing nut)



Ask About



INCLUDES FREE SHIPPING TO ~~MANY~~ *most* LOCATIONS

HD TIRE CHANGERS



HEAVY DUTY HYDRAULIC JACKS

Customized to Meet Your Needs!

These heavy duty Jacks are currently in use throughout the world in a number of applications including but not limited to Loaders, Haul Trucks, Rail Cars and Dozers. With our wide range of options, lift heights, extensions and tonnage capacity, these jacks can be customized to meet your needs.

- Standard lift points are 18", 27" & 38"
(custom lift points are available)
- Standard tonnage options are 50, 60, 75, 100, 125, 150, 200, 250 & 300 (350-Ton models subject to availability)

Call for Pricing



G9156.11N TRUCK TIRE CHANGING MACHINE FOR FARM, FORESTRY, MINING, EARTHMOVING AND TRUCK

\$18,265

LEASE FOR **\$416** PER MO.

Machine can handle a tire and wheel weighing as much as 3,750 lbs.

TECHNICAL DATA

Chuckling unit rotation motor	3 hp
Hydraulic drive unit motor	2 hp
Rim	11"-43"
Rim with G108A2 (optional)	11"-56"
Max wheel	90.2"
Max allowed wheel width	43"



Ask About
HAWEKA



G926 SCOUT TRUCK TIRE CHANGER

\$12,800

LEASE FOR **\$291** PER MO.

Passenger & Light Truck Wheel
Balancers Available - see babco.ca

TECHNICAL DATA

Chuckling unit rotation motor	1.1 hp
Hydraulic drive unit motor	2 hp
Rim	11"-27"
Max wheel	51"
Max allowed wheel width	37.4"



HD TIRE CHANGERS

**Free
Shipping**
to many locations!
most

G16N TRUCK & BUS TIRE CHANGER

\$22,800

LEASE FOR **\$595** PER MO.

**FASTEST TRUCK
TIRE CHANGER**

Can Re and Re a truck tire
in under 30 seconds!

TECHNICAL DATA

Maximum wheel diameter	27"
Minimum wheel diameter	14"
Gear box motor	3 hp
Max diameter central hole	11-1/2"
Min diameter central hole	3-1/2"
Power supply	3ph 220v
Rotating speed	10 rpm



**USED BY
TRUCK FACTORIES
THAT MOUNT 200+
TIRES A DAY!**

INCLUDES FREE SHIPPING TO ~~MANY~~ *most* LOCATIONS



HEAVY DUTY TRUCK/BUS FRAME MACHINE RACKS

- Available in 27', 40', 50' or 60' long
- 25 tons pulling per tower
- Full 360° pulling
- Drive on and off platform. Can be used for above ground, or in a pit
- Widest bed on the market at 102" with 1/2" thick treadways
- 26" working height

Number of towers per machine are listed below.

Each tower is 10' tall

- 27' - gets 6 towers
- 40' - gets 10 towers
- 50' - gets 12 towers
- 60' - gets 14 towers

A wide selection of tool options that work with along with a measuring system.

Optional Measuring System

Auto-Vision is a computerized system that does measurements and alignments.

THE STAR-A-LINER HD 27', 40', 50' OR 60' FRAME MACHINE IS DESIGNED TO STRAIGHTEN THE FRAMES AND CORRECT THE CABS ON SEMI-TRUCKS, TRACTORS, TRAILERS, TRANSIT BUSES, CUBE VANS, AND MEDIUM-DUTY TRUCKS.



Call for Pricing

TERMS & CONDITIONS

Contact your Babco Customer Service Representative or view complete terms & conditions online at babco.ca and babcoparts.ca.

All prices in this flyer are in Canadian dollars. We accept Visa, MasterCard and PayPal. Lease payments shown are estimates based on credit approval and a 60/66 month lease, with 10% purchase option at 60 months or fair market value at maturity. Remote locations may be subject to a freight surcharge. Equipment pricing includes delivery to many locations in Canada. However, some locations will be subject to a freight surcharge. Please contact us to get a Quote for delivery to your location. All sales are subject to GST/HST as applicable. British

Columbia and Quebec residents are subject to PST/QST. Residents in Saskatchewan and Manitoba should self-assess PST.

In the event of any unforeseen conditions in producing this catalog or circumstances beyond our control, we must advise that all prices are subject to change without notice. Babco has made every attempt to illustrate and describe the products in our advertising accurately. However, these illustrations are for identification purposes only and products may vary due to manufacturers improvements or changes and may be subject to change due to any unforeseen circumstances. All products shown in this advertising are warranted by the manufacturer

against defects in materials and workmanship to the extent of the manufacturer's warranty. No other warranties are implied. For your own protection, inspect shipments before signing the freight bill. If a shipment is damaged, note damage on the freight bill and file a claim with the carrier immediately. Returned merchandise requires authorization. Contact our service representatives first for shipping instructions and to obtain a return authorization number. Credit will not be issued unless authorization to return merchandise has been received. Product must be returned freight prepaid to Babco. Any charges that may incur due to damaged merchandise will be deducted from credits owed. A 20% restocking fee will be charged for all returned merchandise.



RS500D SPRAY WASH CABINET

\$5,370

LEASE FOR **\$124** PER MO.

- Load capacity - 500 lbs.
- Tank capacity - 50 gal.
- Interior Dimensions - 32" x 43"

RS750D SPRAY WASH CABINET

\$6,620

LEASE FOR **\$153** PER MO.

- Load capacity - 1,000 lbs.
- Tank capacity - 53 gal.
- Interior Dimensions - 32" x 54"

**TOP
SELLER**



SPRAY WASH CABINETS

SOAP- BP5155096
20 LBS **\$95**



Low pH / Water soluble / Non-foaming soap

See the video on babco.ca

INCLUDES FREE SHIPPING TO ~~MANY~~ *most* LOCATIONS

ALIGNMENT



DB-6000 BOLT-ON ALIGNMENT KITS

FROM

\$3,690

LEASE FOR **\$104** PER MO.

Bolt-on alignment kit is an easy and cost-effective way of performing alignment service without purchasing a dedicated alignment rack. Easily convert a drive-on rack or service pit into an alignment bay.

- Sold as a pair of runways
- Turn plates are sold separately
- Black powder coat finish (optional colours available)
- Mounting hardware included
- Stainless steel slip plate and slip plate inserts are optional extras
- 20", 22" and 24"W runways available
- Custom engineered sizes are available



CS-650 PORTABLE HEAVY-DUTY ALIGNMENT KIT

\$4,285

LEASE FOR **\$121** PER MO.

- Maximize your floor space with a portable alignment kit
- Designed to accommodate rolling compensation – roll back bridges included
- Customizable to the length required by your alignment system
- Can be portable or permanently bolted to the floor Component sections lock together
- All components weigh less than 60 lbs. each
- Turnplates are removable (sold separately)
- Storage cart with durable stainless steel top available #CS-650-C1



CS-650-C1
OPTIONAL CART

\$1,845

Lease for \$55 per mo.





TD8060T FASTLINER HEAVY DUTY TRUCK ALIGNER

\$36,440

LEASE FOR **\$792** PER MO.

**Free
Shipping**
to many locations!
most

Use the Aligner to sell the alignment service by FastChecking the vehicles that enter your workshop. Use this same system to perform the alignment with the speed and accuracy required for success. Set up and measuring in 5 minutes REAL TIME.

The FastLiner includes more of our innovative features than any other single model:

- No rolling... No pushing and No raising the truck required
- No Runout FastClamps reference the wheel at the hub ...not at the outer lip
- Nothing Faster- Ultra quick set up and measuring times
- Premium Software for Trucks, Trailers, Multi-Axles, Coaches, Light Trucks and more
- FastCheck Software Included
- Steer axle adjustment with only two heads is possible
- Bluetooth Sensor Heads
- SmartTablet included for outstanding remote operation
- Industry leading telephone based support line
- Industry leading internet based support
- 2 years parts warranty

Options:

- Trailer Alignment Package
- Self-Calibration Package

TD8060T VERSALINER HEAVY DUTY TRUCK MOBILE ALIGNMENT SYSTEM

\$43,700

LEASE FOR **\$1,139** PER MO.

**The Ultimate in Performance and Versatility
Take Alignments to the Customer**

**Patented NO Runout Wheel lamps don't require Rolling or
Pushing the Vehicle back and then forward for run-out compensation!**

Same as the Rav 8060T Fastliner just Portable



NO PUSHING, ROLLING OR RAISING OF THE VEHICLE



PATENTED NO RUNOUT WHEEL CLAMPS

don't require you to roll the vehicle back and forward for run out compensation to complete the Vehicles Wheel Alignment!

WORKS OFF THE FLOOR WITH A LIFT OR OVER THE PIT



This innovative and flexible alignment system works with any alignment lift, off the floor, or over the pit.



HD WHEEL ALIGNMENT

INCLUDES FREE SHIPPING TO ~~MANY~~ *most* LOCATIONS

ALIGNMENT STANDS



QSP DB-20K HEAVY DUTY ALIGNMENT STANDS

Use with 2-Post lifts or
Mobile column lifts

(SET OF 2)

\$4,970

LEASE FOR **\$140** PER MO.

The DB-20K heavy-duty alignment stands provide unparalleled support for heavy-duty applications able to hold 20,000-lbs. per stand for a combined 80,000-lb. carrying capacity). Sold in pairs, the DB-20K includes two wheel stops per stand and casters to enable easy mobility around your shop making this the perfect solution to high-quality wheel alignments on all of your heavy-duty jobs.



MAXLINE TUBING



MaxLine has all the great benefits of the Duratec product, but with reduced cost. MaxLine does not hold expensive agency rating for food, beverage and welding gases and is manufactured only for compressed air, saving you money.

- a blend of HDPE and aluminum multilayer tubing
- direct burial, on wall and in wall tubing applications
- maintains shape after bending by hand
- meets OSHA requirements
- tubing size - 3/4" ID / 175 psi working pressure

RECOMMENDED FOR:

- building layouts with many obstructions, corners etc.
- multiple air users / underground burial
- industrial plants, auto body and repair shops, farm, woodworking
- 3/4" size used for tubing lengths under 150 ft from compressor
- 3/4" size used for building less than 3600 sq ft (60' x 60')



ACCESSORIES






RCP-C1330G
HP13 GAS COMPRESSOR

\$4,235

LEASE FOR **\$109** PER MO.

- Engine - Honda
- Electric and Recoil Start - Standard
- CFM display - 32.5
- CFM @ 100 psi - 25.3
- Tank Gal. - 30H



RCP7581VS
HP7.5 RECIPROCATING
COMPRESSOR

\$3,065

LEASE FOR **\$79**
PER MO.

- Start/Stop pressure switch control
- ASME tank and safety valves
- Fully enclosed belt guard
- Magnetic starter
- Manual tank drain
- Discharge valve



COMPRESSORS



FREE

HCP-2040
2HP Mini Air Compressor (Value \$395)

with every QRS Compressor
(Limited Quantities)



7.5HP ROTARY COMPRESSOR

ACFM @ 125 psig	N/A
ACFM @ 150 psig	21.2
Sound level (dBa)	64
Tank Mount w/Dryer (LxWxH)	57"x24"x50"

CPTQRS7.5HP-1

\$6,710

LEASE FOR
\$155 PER MO.

CPTQRS7.5HPD-1
W/ DRYER

\$8,375

LEASE FOR
\$193 PER MO.

10HP ROTARY COMPRESSOR

ACFM @ 125 psig	37
ACFM @ 150 psig	33
Sound level (dBa)	66
Tank Mount w/Dryer (LxWxH)	76"x25"x58"

CPTQRS10HP-3

\$8,855

LEASE FOR
\$204 PER MO.

CPTQRS10HPD-3
W/ DRYER

\$11,210

LEASE FOR
\$255 PER MO.

15HP ROTARY COMPRESSOR

ACFM @ 125 psig	52
ACFM @ 150 psig	47
Sound level (dBa)	68
Tank Mount w/Dryer (LxWxH)	76"x25"x58"

CPTQRS15HPD-3

\$9,695

LEASE FOR
\$223 PER MO.

CPTQRS15HPD-3
W/ DRYER

\$12,200

LEASE FOR
\$278 PER MO.

**ROTARY SCREW
COMPRESSORS
AVAILABLE
FROM 3HP TO 150HP
SEE BABCO.CA**



COMMERCIAL DIAGNOSTIC SYSTEM

MAHLE

Driven by performance

The TechPro Commercial Diagnostic System (VDS1000HD) from MAHLE Service Solutions, powered by JPRO®, provides the heavy-duty market with the ability to analyze, diagnose and repair today's vehicles faster. The development and design of the new diagnostic tool was completed in a partnership with Noregon, the leading vehicle diagnostics solutions supplier to the commercial vehicle industry. It provides more than 54,000 heavy- and medium-duty fault codes with detailed OEM level component and trailer descriptions. The easy-to-use design allows users to view and print log files, obtain fault management information, store and save data and review total vehicle health status.

	OEM Diagnostic Trouble Codes/Lockup Information	Proprietary OEM Data and Faults	Clear Fault Codes	Commanded Tests & Parameter Changes	Trip Data Management Including: Vehicle Health, Trip Reports & LOV Reports	Print Reports by Vehicles
VEHICLE - BODY & CHASSIS						
Mack	★	★	★		★	★
Volvo	★	★	★		★	★
Freightliner	★	★	★			★
Western Star	★	★	★			★
Sterling	★	★	★			★
International	★	★	★			★
Kenworth	★	★	★			★
Peterbilt	★	★	★			★
ENGINES						
Mack	★	★	★	★	★	★
Volvo	★	★	★	★	★	★
Cummins	★	★	★	★	★	★
Caterpillar	★	★	★			★
International	★	★	★	★		★
PACCAR	★	★	★	★		★
Detroit Diesel	★	★	★	★		★
Mercedes-Benz	★	★	★			★
TRANSMISSION						
Mack	★	★	★		★	★
Volvo	★	★	★		★	★
Allison	★	★	★			★
Eaton	★	★	★			★
Detroit Diesel	★	★	★			★
BRAKES						
Bendix	★	★	★			★
WABCO	★	★	★			★
Haldex	★	★	★			★
Wabash	★	★				★

TechPRO®

COMMERCIAL DIAGNOSTIC SYSTEM

MAHLE

Driven by performance

VDS1000HD HEAVY-DUTY DIAGNOSTIC SYSTEM

\$3,050

LEASE FOR **\$91** PER MO.

TechPro Commercial Diagnostic System (VDS1000HD) – the most advanced tool for heavy-duty diagnosis and repair.

CONNECTION.

Provides 54,000+ detailed OEM level fault code descriptions.

TESTING.

Offers expansive bi-directional capabilities such as manual regens, cylinder, cutout tests and idle shutdown enable/disable.

SPEED.

Read the entire vehicle from one screen, in under a minute.

DATA.

Record data log file for playback at a later time, without having to reconnect to a vehicle.

COVERAGE.

Provides 98.5% coverage of all heavy-duty truck DTCs through 2017.

VDS COMBO KIT

\$4,100

LEASE FOR **\$116** PER MO.

Combo kit includes both components for heavy-duty and automotive diagnosis and repair on both light and commercial vehicles.



DIAGNOSTIC

TechPRO®

INCLUDES FREE SHIPPING TO ~~MANY~~ *most* LOCATIONS

FLUID EXCHANGE

MAHLE

Driven by performance

DFX1 DIFFERENTIAL FLUID EXCHANGE FOR HEAVY-DUTY SERVICING

\$1,780

LEASE FOR **\$54** PER MO.

The FluidPRO® DFX-1 Differential Fluid Exchange System is the complete answer for differential fluid exchange when delivering superior service means working in tight spaces. Designed for fully-automatic operation with minimal technician input to maximize efficiency, the DFX-1 is engineered for easy service hook-up and simple operation; just flip a switch and begin extracting or adding fluid. The added feature of the dual pump results in fast service times of 10-15 minutes helping to get your drivers back on the road safely.



PSX-3 POWER STEERING FLUID EXCHANGE FOR HEAVY DUTY SERVICING

\$1,460

LEASE FOR **\$44** PER MO.

FluidPRO® Power Steering Fluid Exchange Systems are the answer for providing multiple power steering fluid exchanges under one roof. Quick and easy changeover between different power steering fluid types of the PSX-3 allows for improved technician productivity. The FluidPRO PSX-3 is engineered for easy service hook-up and simple operation; just flip a switch and begin extracting or adding fluid. The added feature of the dual pump results in fast service times of 5-15 minutes, while the compact design takes up less floor space.



FluidPRO®

MAHLE

Driven by performance

ACX1180C FOR REFRIGERANT R134A HEAVY-DUTY A/C SERVICING

\$6,690

LEASE FOR **\$154** PER MO.

- Fully-automatic program to recover, vacuum, leak test and charge without command.
- Monitors level after evacuation, informs of possible leak.
- Eliminates contaminated air without monitoring gauges or opening valves.
- Ensures stable calibration and charge accuracy.



ArcticPRO®

AC/FLUID EXCHANGE

VCX-32HD COOLANT EXCHANGE SYSTEM FOR HEAVY DUTY SERVICING

\$5,195

LEASE FOR **\$142** PER MO.

The VCX-32HD is a unique system that allows for the extraction, storing and re-filling of large capacity engine coolant systems (up to 32 gallons), eliminating air pockets during engine maintenance.



MCX-2HD MULTI-COOLANT EXCHANGE FOR HEAVY DUTY SERVICING

\$3,950

LEASE FOR **\$102** PER MO.

FluidPRO® MCX-2HD Heavy Duty Multi-Coolant Fluid Exchange System provides the convenience of having one machine for multiple coolants, providing simple, rapid switching from one coolant type to another. MAHLE Service Solutions offers a range of choices in fluid exchange equipment; with the added feature of multiple tanks, the FluidPRO® MCX-2HD provides versatility when switching from one coolant to another, allowing faster service times of three minutes. MCX-2HD provides the required features for heavy duty style servicing.



FluidPRO®

MAHLE

Driven by performance

CFF-1HD DIFFERENTIAL FLUID EXCHANGE FOR HEAVY DUTY SERVICING

\$11,260

LEASE FOR **\$256** PER MO.

Designed for fully-automatic operation with minimal technician input to maximize efficiency, the DFX-1 is engineered for easy service hook-up and simple operation; just flip a switch and begin extracting or adding fluid. The added feature of the dual pump results in fast service times of 10-15 minutes helping to get your drivers back on the road safely.



VOX-14HD COOLANT EXCHANGE SYSTEM FOR HEAVY DUTY SERVICING

\$9,650

LEASE FOR **\$222** PER MO.

The VCX-14HD is a revolutionary system that dramatically reduces your labour time and costs. The oil change process is virtually automatic, which allows your technicians to perform other tasks while changing oil. Additionally, with our Quick Oil Change Technology, a 40-quart oil change can be completed in about 15 minutes, saving you approximately 40 minutes on every oil change performed.



EFP-150HD PORTABLE FUEL PRIMING SYSTEM FOR HEAVY-DUTY SERVICING

\$2,795

LEASE FOR **\$84** PER MO.

The EFP-150HD portable fuel priming system is revolutionary in that it dramatically reduces your labor time and costs. When your trucks run out of fuel and the fuel lines fill with air and you need to prime the fuel system to restart, this unit provides a quick, easy method to get the job done -- keeping your vehicles out of the shop and on the road.



FluidPRO®

MAHLE

Driven by performance

CFC-16 COMMERCIAL FILTER CRUSHERS

\$2,975

LEASE FOR **\$84** PER MO.

The CFC-16 heavy-duty Quickpack® spin-on filter crushers feature 100% air operation, providing long lasting maintenance free operation and a significant cost-savings over more expensive electric powered units.



25 TON SHOP PRESSES

50,000 lbs. of pressure can be applied to push, on or off, bearings, gears, bushings or any other part that requires consistent force to remove or replace.

CSP-25
25 Ton
Shop Press

\$4,190

LEASE FOR **\$118** PER MO.

CSP-25A
25 Ton Shop Press
Air Assist

\$4,350

LEASE FOR **\$123** PER MO.



CSP-75K 75 TON SHOP PRESS

\$11,600

LEASE FOR **\$314** PER MO.

The CSP-75 features, full capacity side-to-side adjustment, a four-way mountable air/hydraulic pump, precision control, quick exhaust, a winch cable for raising and lowering the bolster and an adjustable bolster with six positions and a wide throat



ShopPRO®

INCLUDES FREE SHIPPING TO ~~MANY~~ *most* LOCATIONS

AIR LIFT/AXLE JACK

MAHLE

Driven by performance

AIR LIFTS AND SUPPORT STANDS

Easy-to-use air rocker valve that provides smooth and precise raising and lowering control. The perfect solution for spring work!

	CLS-10	CLS-15
Capacity	20,000 lb	30,000 lb
Min. start height	17.5 in	17.6 in
Max. lift height w/ extension	52.5 in	52.3

CLS-10

\$1,715

LEASE FOR **\$51** PER MO.

CLS-15

\$2,285

LEASE FOR **\$69** PER MO.



CAL-10 10 TON AIR LIFT

\$6,195

LEASE FOR **\$169** PER MO.

This lift is 100% air-operated and provides the user with 20,000 lbs of lifting capacity. The CAL-10 is highly maneuverable and easy to set up. The two-stage air valve provides controlled lifting and lowering speed.

- Start height - 14 in
- Max Lift Height - 50 in



AXLE JACK

Three hydraulic axle jack options, two with a 25-ton capacity, and one at a 35-ton capacity.

- Unique QuickLift® feature, internal design raises the ram to the load at a quicker rate of speed
- Low starting height of 8" allows for easy positioning and spotting underneath low profile vehicles
- Patent pending air ram retract feature allows the user to reset the ram back to min. starting height without reconnecting the hose

CAJ-25 (25 TON)

\$2,215

LEASE FOR
\$66 PER MO.

CAJ-25LP (25 TON)

\$2,195

LEASE FOR
\$66 PER MO.

CAJ-35 (35 TON)

\$3,435

LEASE FOR
\$103 PER MO.



ShopPRO®

MAHLE

Driven by performance



CTJ-2700H 2,700 LB TRANSMISSION JACK - HIGH RISE

\$7,750

LEASE FOR **\$212** PER MO.

The ultimate high-rise transmission jack. The innovative design provides the most stable, secure component handling system. Perfect for transmissions and any other major component.

- Max lift height - 70 in



CTJ-2200 2,200 LB TRANSMISSION JACK

\$3,275

LEASE FOR **\$98** PER MO.

The CTJ-2200 has been continually manufactured since the 1970s and has become the industry's most desired choice for truck component installation and removal.

- Heavy-duty casters stand up to rigorous shop use
- Large head plate accommodates a variety of different-sized components
- Our transmission and component lifts save time and provide maximum safety for any technician
- Optional adapters available



CCL-300 300 LB CLUTCH JACK

\$2,115

LEASE FOR **\$63** PER MO.

This heavy-duty component jack features a patented head making it the most productive and safest clutch jack.

- 300 lb lifting jack
- 360° rotating head allowing flexibility and convenience during installation and removal of clutches
- Hydraulic power system provides precise adjustment and the swivel casters permit easy movement



MAHLE

ShopPRO®

MAHLE

Driven by performance

SERVICE JACKS

American designed and manufactured, our vehicle service jacks offer a low starting height that provides you with the flexibility to accommodate a variety of vehicles.

	CSJ-6A	CSJ-10A
Max Capacity	12,000 lb	20,000 lb
Min start height	4.8 in	7 in
Max lift height	23.3 in	27 in
Power	Air/Hydraulic/Manual	Air/Hydraulic/Manual

CSJ-6A

\$3,735

LEASE FOR **\$105** PER MO.

CSJ-10A

\$4,435

LEASE FOR **\$125** PER MO.



CES-6000 6,000 LB ENGINE STAND

\$7,620

LEASE FOR **\$208** PER MO.

The CES-6000 engine stand provides a solid platform for heavy-duty engine rebuild.

- Fully adjustable to capture a variety of engines and components
- Laterally adjusts creating a flexible yet sturdy work platform
- 360° rotation and locking wheels make it perfect for engine rebuilds
- Locking wheels for stability



CTR-20 VEHICLE TRUCK RAMPS - NON-SKID

\$2,130

LEASE FOR **\$64** PER MO.

Heavy-duty truck ramps handle a wide variety of vehicles. Technicians can easily drive onto the ramp to provide unobstructed access under the vehicle.

- 20,000 lbs of capacity per ramp with a 9" total ramp height
- Designed with a retractable handle and self-lowering wheels to allow easy maneuverability throughout the shop
- Non-skid base to prevent unintended movement or ramp during loading
- Welded steel frame construction. Raised tire gripping surface to prevent slippage of wheels during loading



ShopPRO®

Columbia Waste Oil Boiler

Waste Oil Boilers

Models from 175,000 to 1 Million BTU Input

Floor or radiant heat applications

Columbia's systems are designed to burn any type of oil, including crankcase oil, transmission fluid, hydraulic fluid, synthetic oils, vegetable and cooking oils, also burns #1 and #2 fuel oil, and bio diesel.



COMPRESSORS

IDEAL FOR

- Trucking companies
- Auto dealerships
- Truck and auto repair facilities
- Quick lube shops
- Transmission repair facilities
- Truck and car wash facilities

Firelake Waste Oil Furnaces to heat from 1 bay to 50 bays!

Complete systems, you can be heating with your waste oil in a matter of hours.

Complete system comes with a furnace, tank made specifically for used oil storage. You also get the pump, mounting arms, flue kit, and more. We even pre-cut and pre-flare the copper lines so they're ready to hook-up.

Model No.	Horizon 155	Horizon 200	Horizon 315
BTU Input	155,000	200,000	315,000
BTU Output	120,000	160,000	252,000
Fuel Consumption	1.12 GPH	1.43 GPH	2.25 GPH
Ductable	yes	yes	yes

Call for Pricing

*Please check your provincial and municipal regulations to ensure burning of waste oil is allowed and to secure any permits required. Babco is in no way responsible for ensuring that this product is allowed in buyers jurisdiction.



Complete system as shown

INCLUDES FREE SHIPPING TO ~~MANY~~ *most* LOCATIONS

CHECK
babco.ca/deals
FOR CLEARANCE
ITEMS!

BABCO SALES LTD.

5488 192 Street
Surrey, B.C.
Canada V3S 8E5

CANADA		POSTES
POST		CANADA
Postage paid		Port payé
Addressed Admail		Médiaposte avec adresse
03450406		

ATTN: SERVICE DEPT.

HEIN-WERNER
AUTOMOTIVE

HW93718
1 TON MANUAL
FLOOR STYLE
TRANSMISSION
JACK



\$2,995



OME43000
1-1/2 TON
FLOOR STYLE
TRANSMISSION
JACK



\$1,975



OME22201
20 TON LONG
CHASSIS SERVICE
JACK WITH AIR



\$4,000

BendPak
INDUSTRIAL HYDRAULIC EQUIPMENT

BP225
25 TON AIR/
HYDRAULIC
AXLE JACK



\$1,645



OME32225B
22 TON
TRUCK STANDS
PIN STYLE



\$285

HEIN-WERNER
AUTOMOTIVE

HW93766
3/4 TON
WHEEL DOLLY



\$1,565



OME23221C
22 TON AIR HYDRAULIC
TRUCK JACK



\$830



OME32107B
10 TON HIGH LIFT PIN
STYLE JACK STAND



\$460

HEIN-WERNER
AUTOMOTIVE

HW93660
10 TON LONG
CHASSIS
MANUAL
SERVICE JACK



\$3,620

babco

babco.ca or Call 800-661-5313